



# SINGER

## Quantum L-500

Feature	Benefit
401 Built-in Stitch Patterns	Fulfill your creative dreams with a large selection stitches including basic, decorative and stretch stitches for clothing construction, quilting, home décor, and crafting.
Large Back-Lit LCD Screen with Brightness Control	Provides clear and easy viewing of stitch functions including stitch width and length, tension settings, and the recommended presser foot.
Four Memory Modules	Four Memory Modules each hold up to 20 entries. Place names, simple phrases and decorative stitch sequences in each of these four modules, then retrieve them anytime you want to personalize your projects.
Mirror Imaging and Elongation Function	With just a touch of a button selected stitches can be mirrored imaged, adding even more stitch variety. Want to make a stitch longer yet keep the stitch intact? Select the Elongation button and select stitches can be made 1, 2, 3, 4, or 5 times longer.
Start/Stop Button	Unplug the foot control, press the Start button and the machine sews. You are still in complete control over the speed - just slide the Speed Limiting Lever to the desired speed.
Automatic Thread Cutter	Press the thread cutter button and the machine automatically trims threads when you are done sewing.
Automatic Needle Threader	Makes threading the needle quick and painless.
Heavy Duty Metal Frame	The internal skeleton of the sewing machine is constructed of heavy duty metal. This rigid support holds all the mechanisms in perfect alignment for skip-free sewing and overall durability.
Dual Feed System	Feeds the top and bottom simultaneously ensuring that the fabric layers feed evenly.
Long Arm Design	The extended sewing bed makes quilting and big projects easier to handle.



# SINGER

## Quantum L-500

Feature	Benefit
2 Built-In Alphabets	Personalize projects by adding a monogram, name or phrase with the built-in block or script style alphabets, both available in upper and lower case.
Horizontal Threading	Quality stitches begin with proper thread delivery. Placing the thread spool in the horizontal position allows for the thread to feed more evenly, reducing poor stitch formation and thread breakage.
Key Lock Function	Lock in a function and stitch selection to prevent stitch settings from accidentally being changed.
Pattern Balance Adjustment	This function allows you to manually even out decorative stitches.
Programmable Needle Up/Down	The needle can be programmed to stop in the highest up position when your foot is lifted from the controller, making it easier for removing the fabric from the machine Or program the needle to stop in the down position, which is ideal for pivoting, appliquéing or quilting.
10 Fully Automatic 1-Step Buttonholes	Buttonhole sewing is a one-step simple process, providing reliable results every time.
Built-In Stretch Stitches	Specially designed stitches that add strength and flexibility to seams, especially useful when sewing on knitwear and super-stretch fabrics.
Adjustable Stitch Length	Automatic settings for length can be overridden to personalize length choice.
Adjustable Stitch Width	Automatic settings for width can be overridden to personalize width choice.



# SINGER

## Quantum L-500

Feature	Benefit
Center Zigzag Taper	When tapering with the zigzag stitch, the stitch tapers to the center, not the left or right. This feature is especially valuable when appliquéing, because it provides a more attractive look when tapering into or out from a point.
Automatic Locking Stitch Function	Tie-off decorative and utility stitches with just a push of a button. With 3 tiny tacking stitches, patterns and stitches are reinforced. This ensures quality stitching and prevents unraveling.
Automatic Reverse	Push the conveniently located Automatic Reverse Button to sew in reverse and reinforce the stitch.
9mm Stitch Width	Most stitches can be set for a maximum width of 7mm creating more pronounced satin and decorative stitches.
Electronic Twin Needle Control	Stitches are automatically adjusted for twin needle sewing with just the touch of a button.
90 Needle Positions	Needle position can be changed for individual projects like inserting zippers or cording and topstitching.
Editing Capabilities	When placing letters or stitches in the Memory Modules, it is easy to make changes or replace your selections.
Error Warning	An audible warning alerts the sewer if something is incorrect. The audible warning can be deactivated, if desired.
Pattern Override Memory	Select a pattern, override the width and/or length, place the stitch in a Memory Module, and the machine will remember those changes for future use.
Increased Sewing Speed	With a maximum sewing speed of 1,000 stitches-per-minute, projects can be sewn quickly.
Independent Bobbin Winder Motor	Allows you to wind a bobbin during sewing.



# SINGER

## Quantum L-500

Feature	Benefit
Automatic Tension	This system ensures stable stitch quality, whatever type of fabric is being sewn. The tension can be adjusted using the tension adjustment buttons.
Extra-High Presser Foot Lifter	The Presser Foot Lifter has two heights. The second offers more clearance, which is needed when placing multiple layers of bulky fabric under the presser foot.
Free Arm	Provides professional results and easy access to cuffs, collars, pant hems and other difficult-to-reach areas.
Presser Foot Pressure Adjustment	Manually control the amount of pressure placed on the fabric by the presser foot.
Presser Foot Knee Lifter	Control the presser foot lift with the handy knee attachment allowing more hands-on fabric control.
Drop Feed	A conveniently located lever, when easily and effortlessly moved, will lower the feed dogs for free-motion embroidery, monograms and for sewing buttons.
Warning Animation	A picture appears on the LCD screen illustrating the probable error.
On Board Storage	The accessories are conveniently stored in the removable sewing table, providing easy access to accessories.
Snap-On Presser Feet	Easily change snap-on presser feet without use of a screwdriver.
Optimum Power Control	A control system that senses when additional power is required to maintain speed through thick or changing fabric conditions. This feature is most useful when sewing through multiple (6-8) layers of fabric.



# SINGER

## Quantum L-500

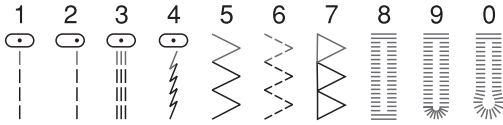
Feature	Benefit
DC Motor	Provides instant start up and stop with no coasting, for accurate and precise stitch placement.
7 StayBright™ LED Lights	Illuminates the work space.
Electronic Foot Pedal	Guarantees consistent sewing speed with no jump starts.
Industrial Style Thread Holder	Keeps thread untangled and moving smoothly.
Front Load Bobbin	Jam resistant and easy to load.
Accessories	All Purpose Foot Zipper Foot Button Sewing Foot Satin Stitch Foot Buttonhole Foot Open Toe Foot Blind Hem Foot Cone Holder (2) Net Spool Caps (4) Bobbins (3) Pack of Needles Edge/Quilting Guide Screwdrivers (large & small) Seam Ripper/ Brush Knee Lifter Dust Cover
Portable	Machine has a built-in carry handle, making it easy to transport the machine.
Warranty	The SINGER Quantum L-500 has a limited 25-year warranty, including 5-year on electronic components and 1-year on adjustments.

# PATTERN CHART

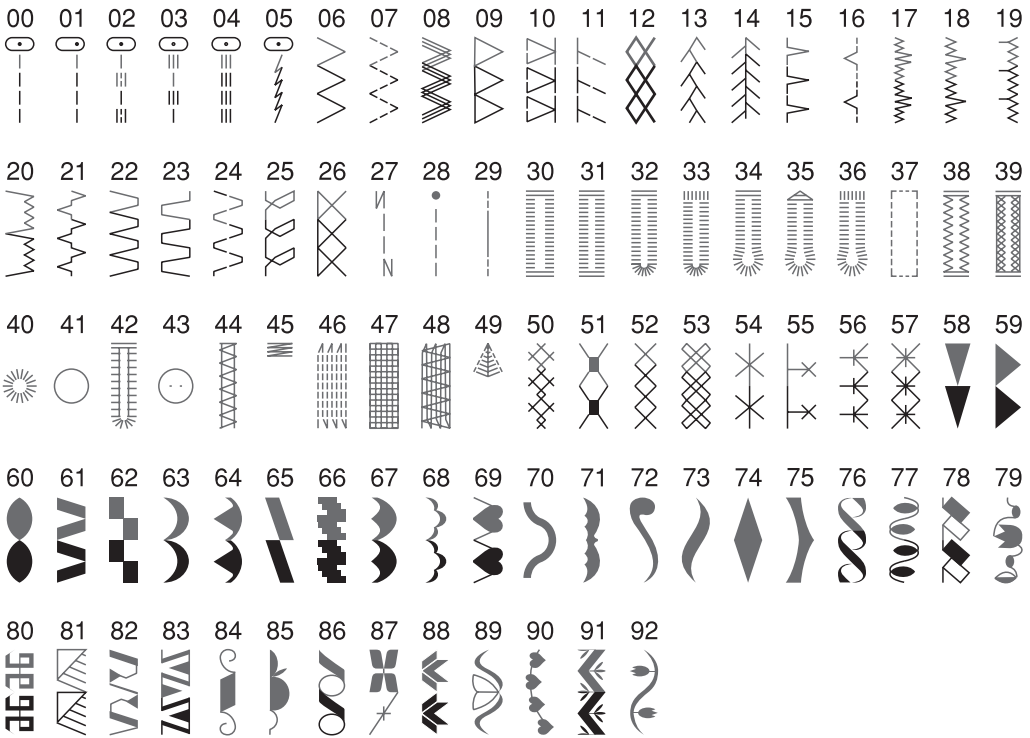
On the chart below, the portion marked in gray shows a single unit of each pattern.

## ■ Patterns

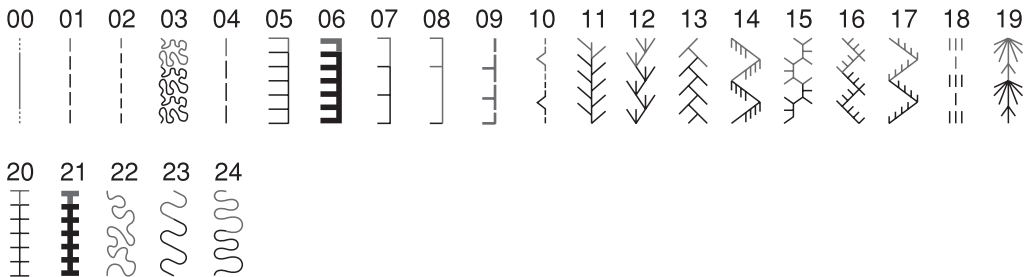
### Group 1-A Patterns (Direct Patterns) -10



### Group 2-B Patterns-93

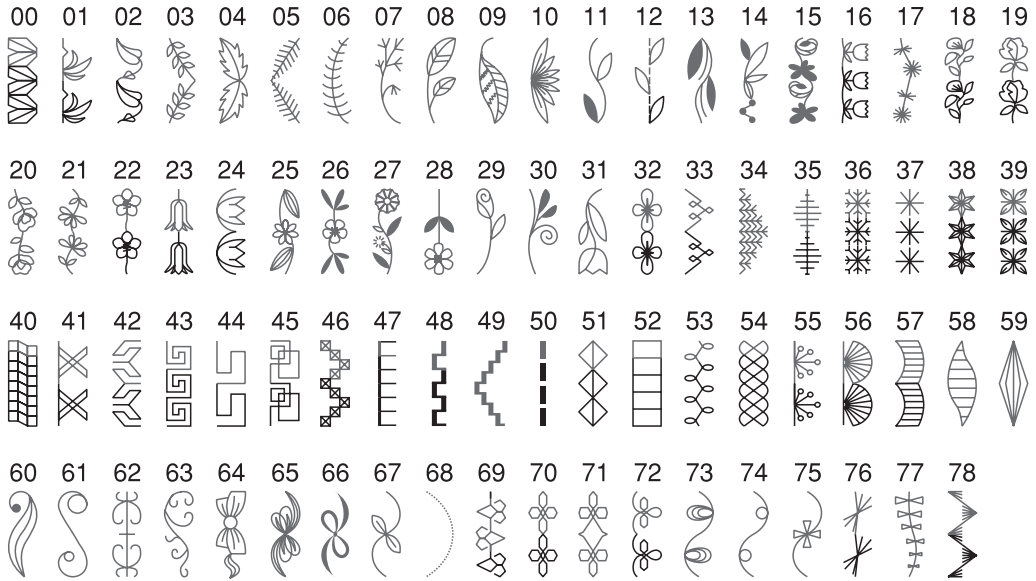


### Group 3-C Patterns-25



# PATTERN CHART

## Group 4-D Patterns-79



## Alphabets

